

INDICATOR FRAMEWORK FOR CULTURE AND DEMOCRACY –

A FIRST DRAFT

Dr. habil. Michael Hoelscher



“Quantifying culture’s role in development processes is a conceptual minefield.”

UNESCO’s “Culture for Development Indicators” Website

<http://www.unesco.org/new/en/culture/themes/cultural-diversity/diversity-of-cultural-expressions/programmes/culture-for-development-indicators/seven-dimensions/>

accessed 1. October 2014

Outline



1. Overall framework
2. Structure of the framework
 1. Culture-dimension
 2. Democracy-dimension
 3. Values
3. Case studies
4. Exemplary hypothesis
5. Outlook

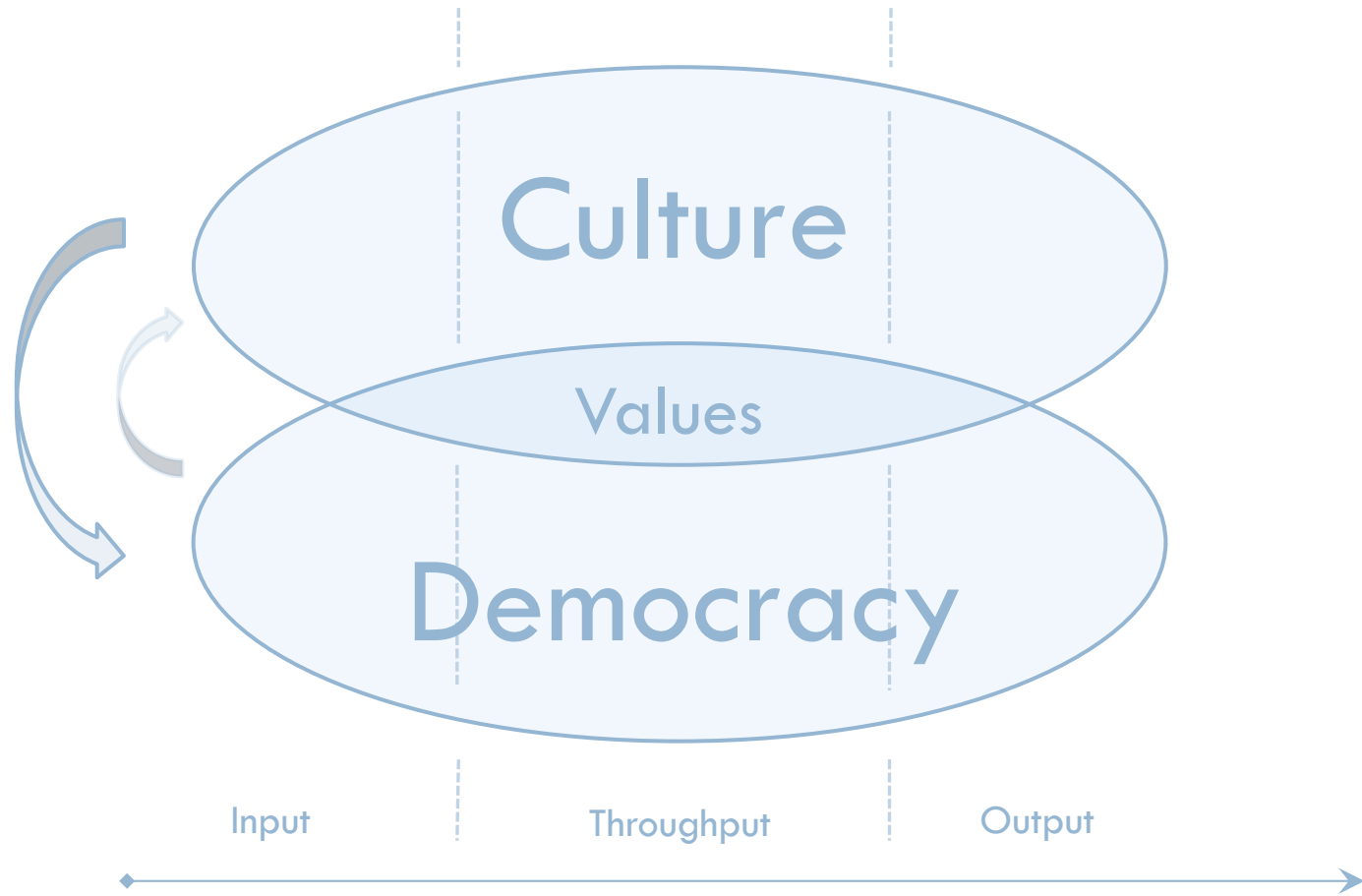
Overall framework



Three aims of the *Moscow Action Plan*:

- Impact of culture on democracy (causal relationships)
(=> democratic)
- Economic efficiency of financing culture
(=> economic)
- Monitoring of trends in European comparison

The CDPI



Overall framework

Causal relationships

- Within culture:
 - ▣ Input \Rightarrow Throughput \Rightarrow Output
- Within democracy:
 - ▣ Input \Rightarrow Throughput \Rightarrow Output
- Across domains:
 - ▣ Overall
 - ▣ With taking values into account
 - ▣ Within input, throughput, output
- Of culture and democracy on societal outcomes

Overall framework



What's new?

- Parallel constructs for culture and democracy
- Broad concept definitions to assess the impact of culture on democracy
- Process perspective („throughput“)
- Matrix structure

Overall framework

Partners

- P. L. Sacco & G. Ferilli, Institute of Arts, IULM University
- P. Inkei, The Budapest Observatory
- P. Kern, KEA
- A. Wiesand, European Institute for Comparative Cultural Research (ERICarts)

Structure of the framework

Domain

Culture

Spheres

Political sphere

Civic sphere

Economic
sphere

Freedom &
Equality

Domain

Democracy

Spheres

Political Sphere

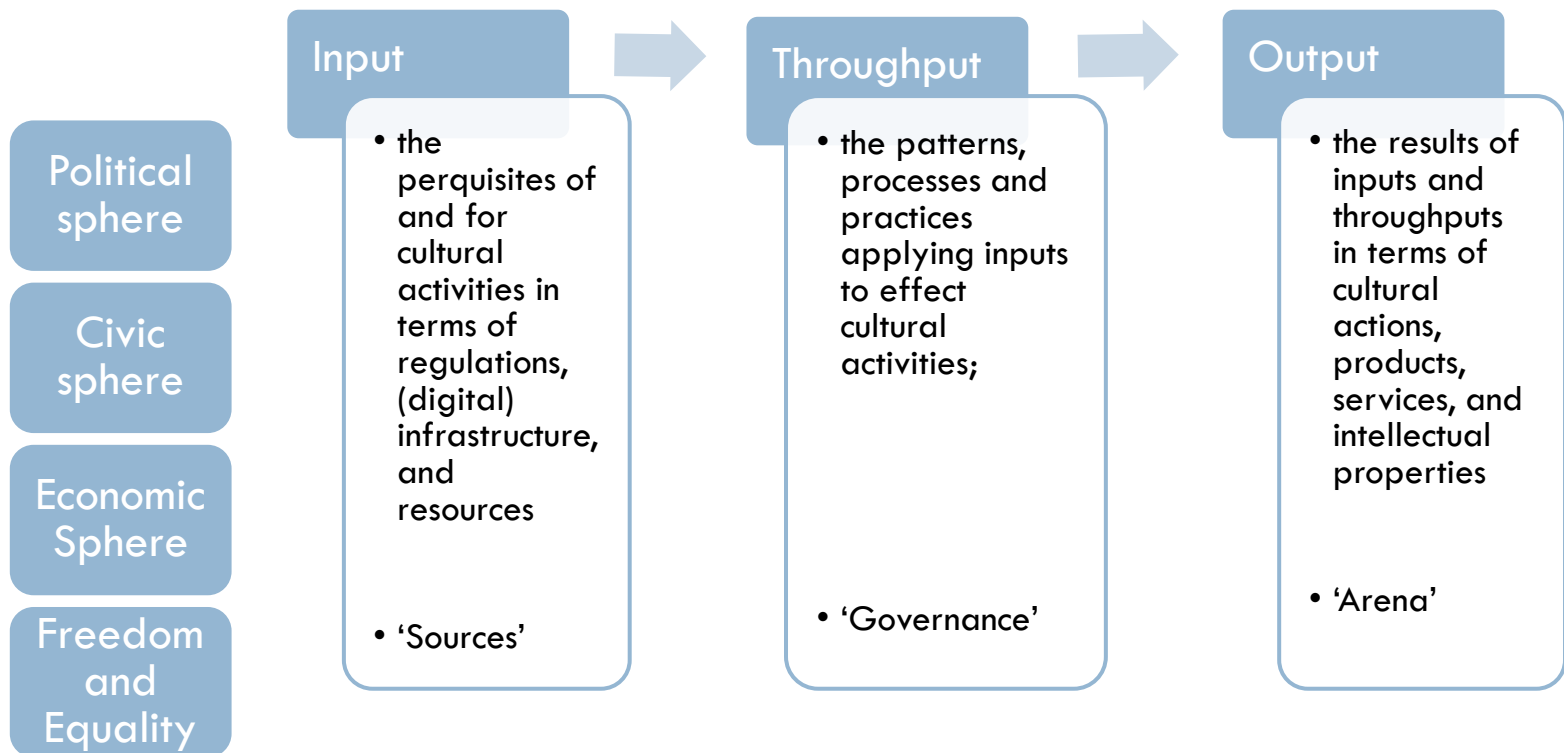
Civic sphere

Legal sphere

Freedom

Structure of the framework: Culture

Four spheres and three phases of culture

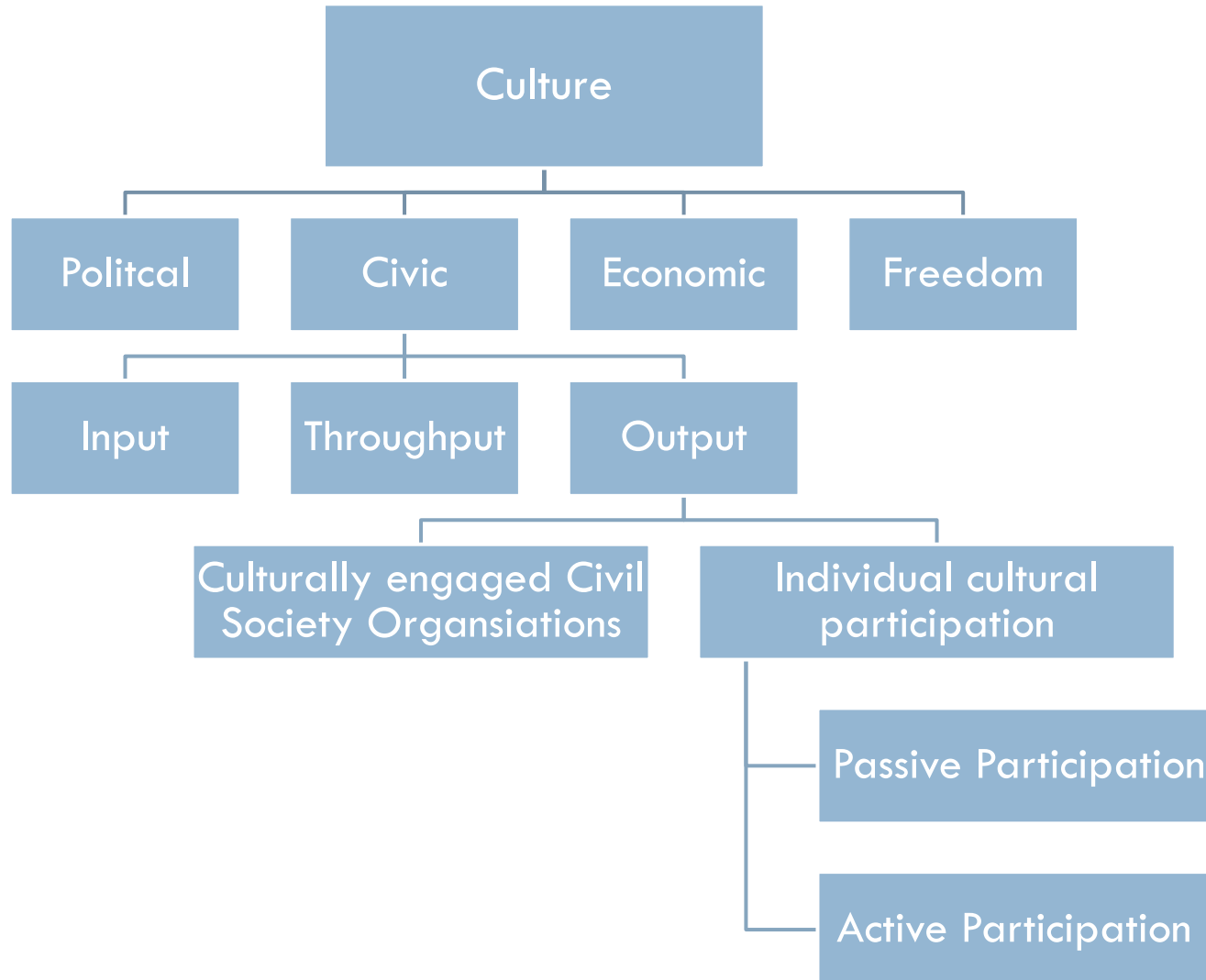


Structure of the framework: Culture

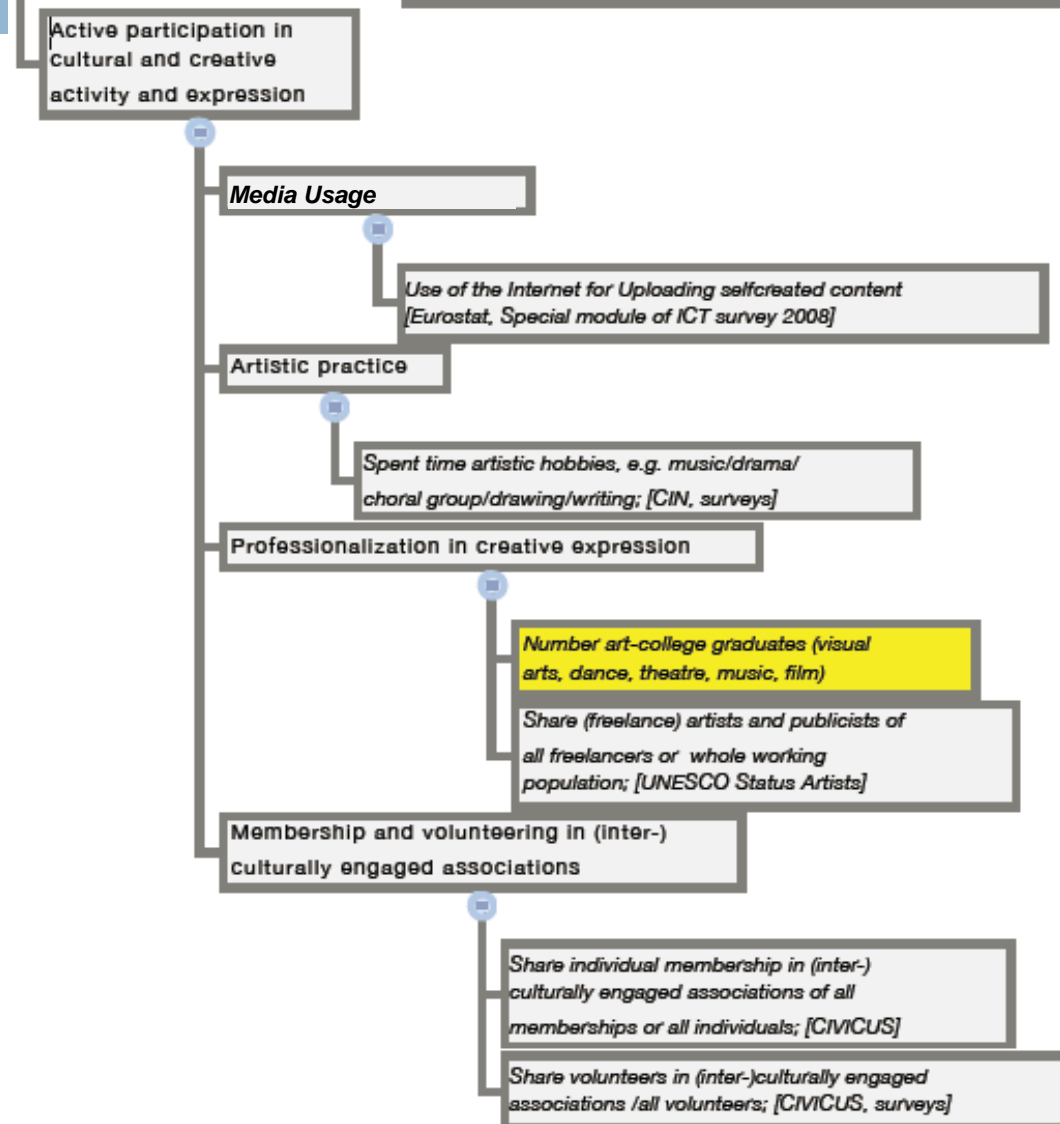
The Components of Culture

Spheres	Phases	Components
Political sphere:	Input	(1) Cultural Policy
	Throughput	(2) Educational Policy
	Output	
Civic sphere:	Input	(1) Culturally engaged civil society org.
	Throughput	(2) Individual cultural participation
	Output	
Economic sphere:	Input	(1) Cultural industries
	Throughput	(2) Economic creativity
	Output	
Freedom & equality:	Input	(1) Open access to culture
	Throughput	(2) Equality
	Output	

Structure of the framework: Culture



Structure of the framework: Culture

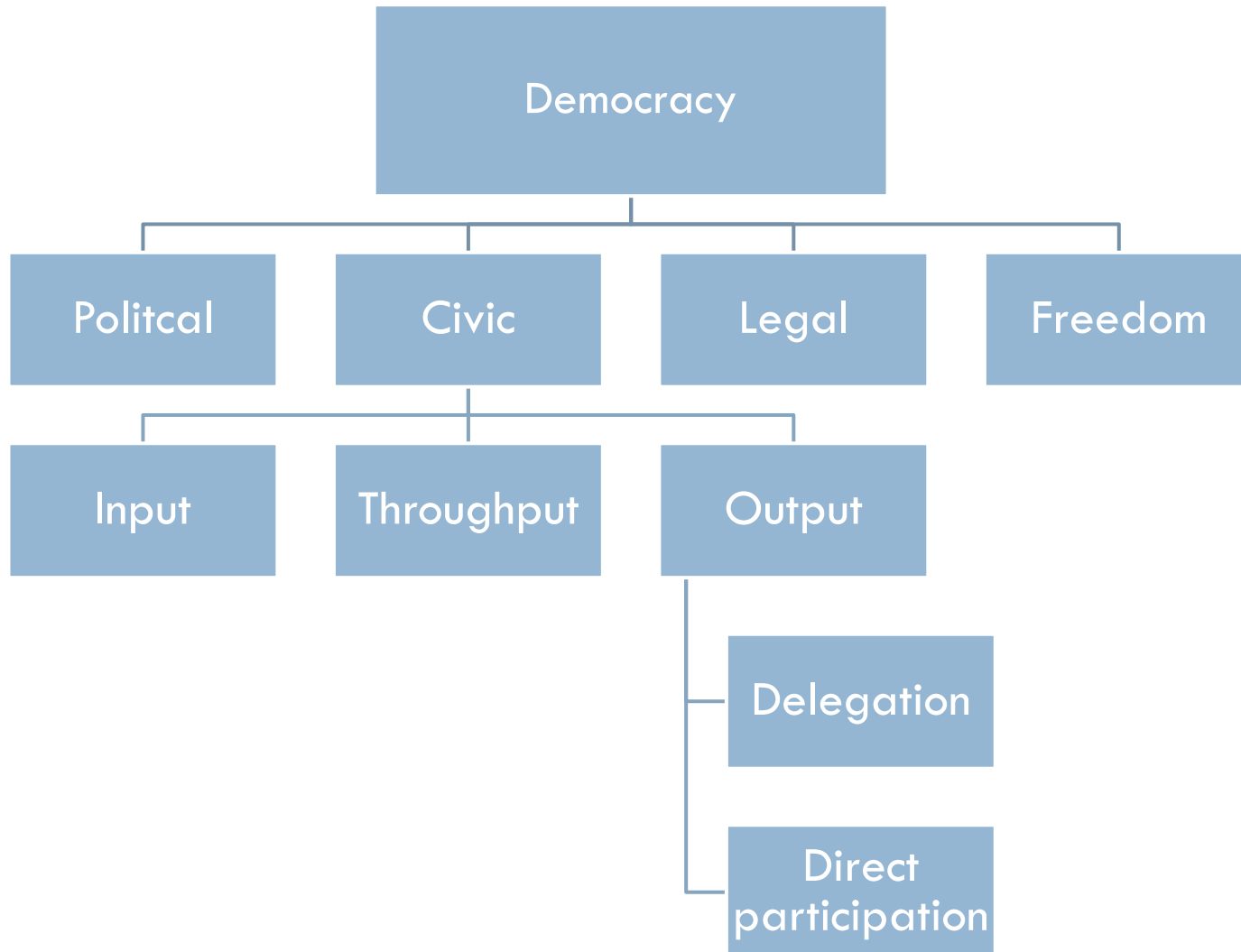


Structure of the framework: Democracy

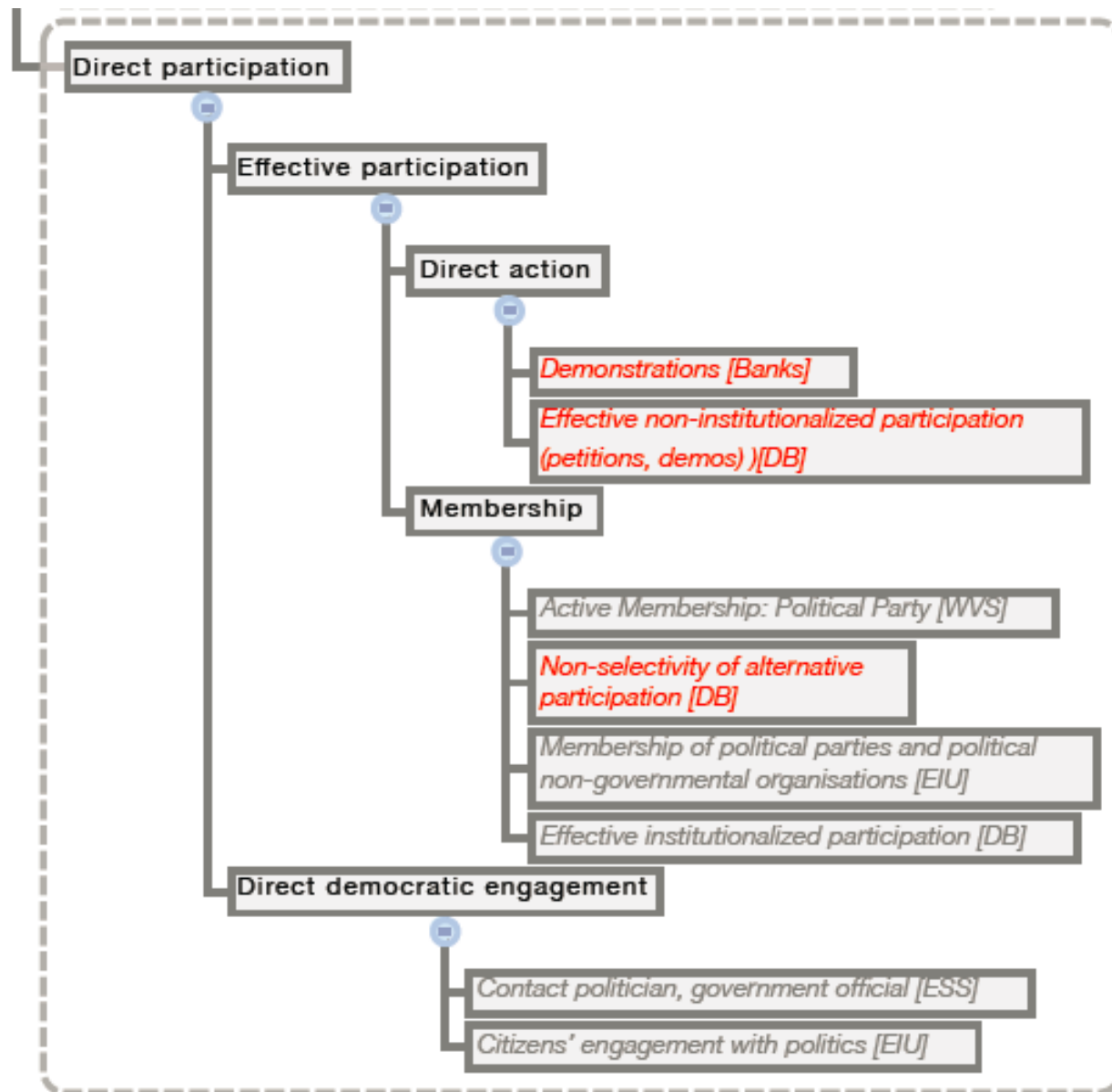
The Components of Democracy

Spheres	Phases	Components
Political sphere:	Input	(1) Competitiveness of Elections
	Throughput	(2) Executive constraints
	Output	
Civic Sphere:	Input	(1) Direct participation
	Throughput	(2) Delegation
	Output	
Legal Sphere:	Input	(1) Independence of Judiciary
	Throughput	(2) Judicial Review
	Output	
Freedom:	Input	(1) Personal exertion rights
	Throughput	(2) Personal integrity rights
	Output	

Structure of the framework: Democracy



Structure of the framework: Democracy



Structure of the Framework: Values

Existing frameworks for comparing values

- Postmaterialism / Materialism (Inglehart et al.)
- Human Values Scale (Schwartz)
- Individualism / Collectivism (Triandis et al.)
- Hofstede's Cultural Dimensions

Individual values and beliefs, e.g.

- Trust (Putnam et al.)
- Tolerance
- Freedom / security

Case Studies

Countries selected

- Estonia
- Finland
- Germany
- Poland
- Spain

Case Studies

Data Coverage

- Values
 - ▣ Full coverage
- Culture
 - ▣ Up to now: more than 2/3 of variables
 - ▣ Political and civic spheres are covered best
 - ▣ Representation of input and output are better than of throughput
- Democracy
 - ▣ Very good coverage (> 90 %)

Case Studies

General data issues

- Missing data (on issues, for countries, over time)
- Data imputation
- How to measure qualitative aspects of culture?
 - ▣ Needs additional work
- Moderator variables

Exemplary Hypothesis

Background

- Important influence of culture on democracy and the economy
- Evidence-based policies need better data to foster cultural growth and sustainability

Exemplary Hypothesis

Selection of potential hypotheses

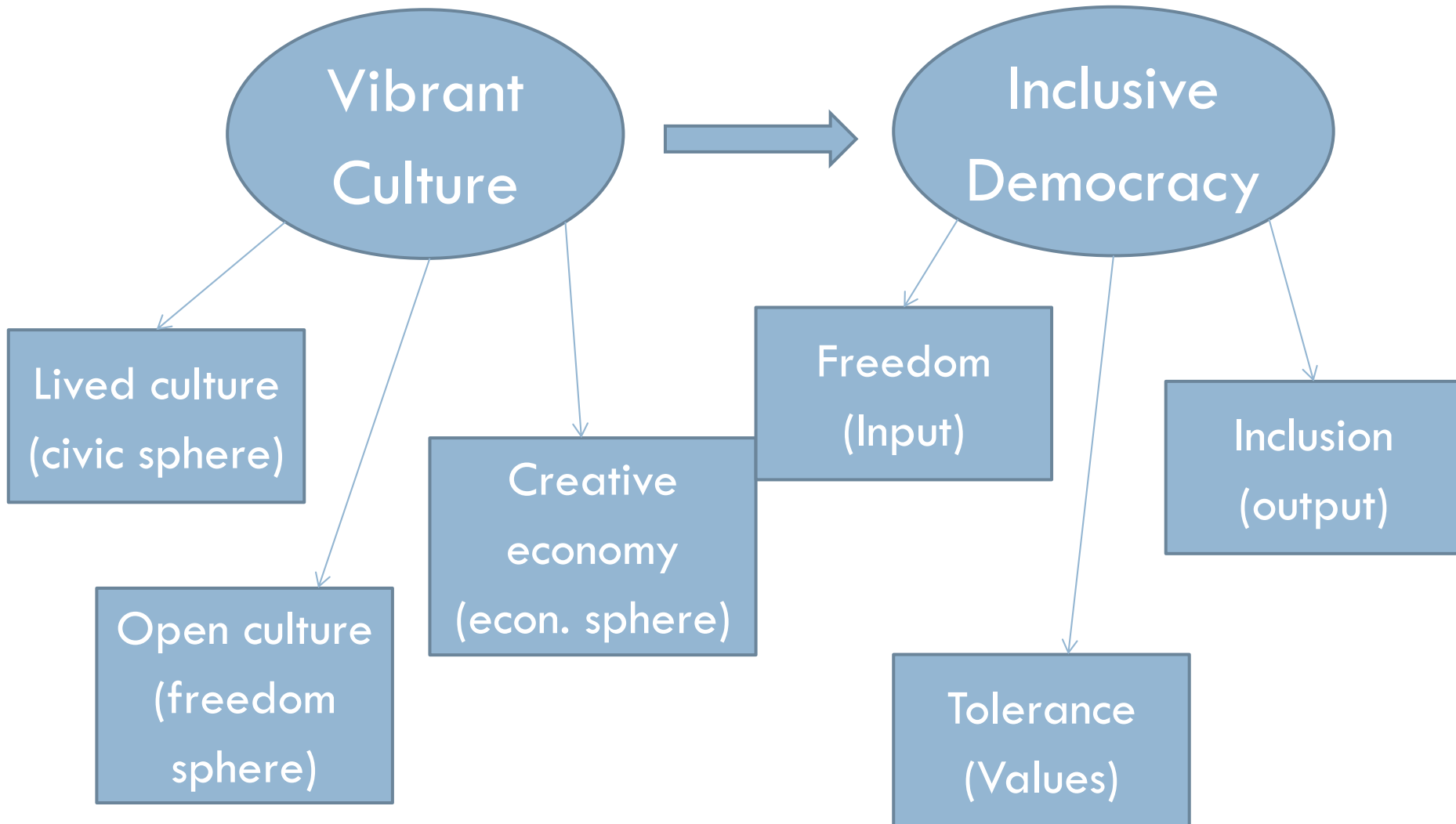
- **Input => Throughput => Output**
 - ▣ The amount of cultural funding is positively correlated with cultural output
 - ▣ However, the strength of this relationship is dependent on the dominant kind of governance in a certain country (throughput)
- **Culture: Economic Sphere**
 - ▣ More creative societies tend to have economically stronger creative industries
- **Culture on Democracy: Diversity**
 - ▣ A creative and vibrant culture correlates positively with democratic openness, inclusion and tolerance.
- **Culture on Democracy: Social capital (Values)**
 - ▣ Participation in cultural activities increases trust, and trusting societies are more inclusive / show better democratic performance
- **Culture on Outcomes:**
 - ▣ States with higher participation rates in culture tend to be happier.

Exemplary Hypothesis



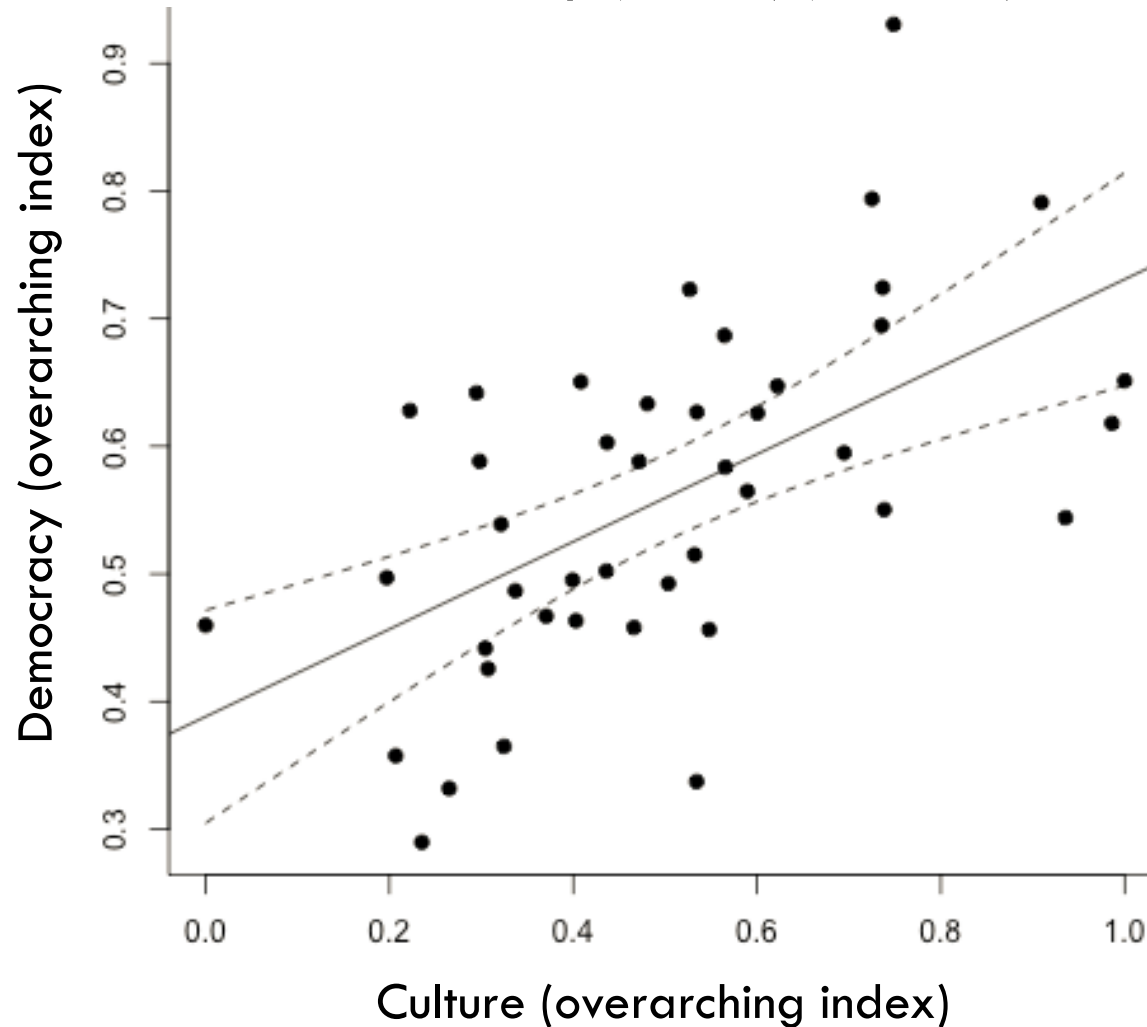
A creative and vibrant culture correlates positively with democratic openness, inclusion and tolerance.

Exemplary Hypothesis



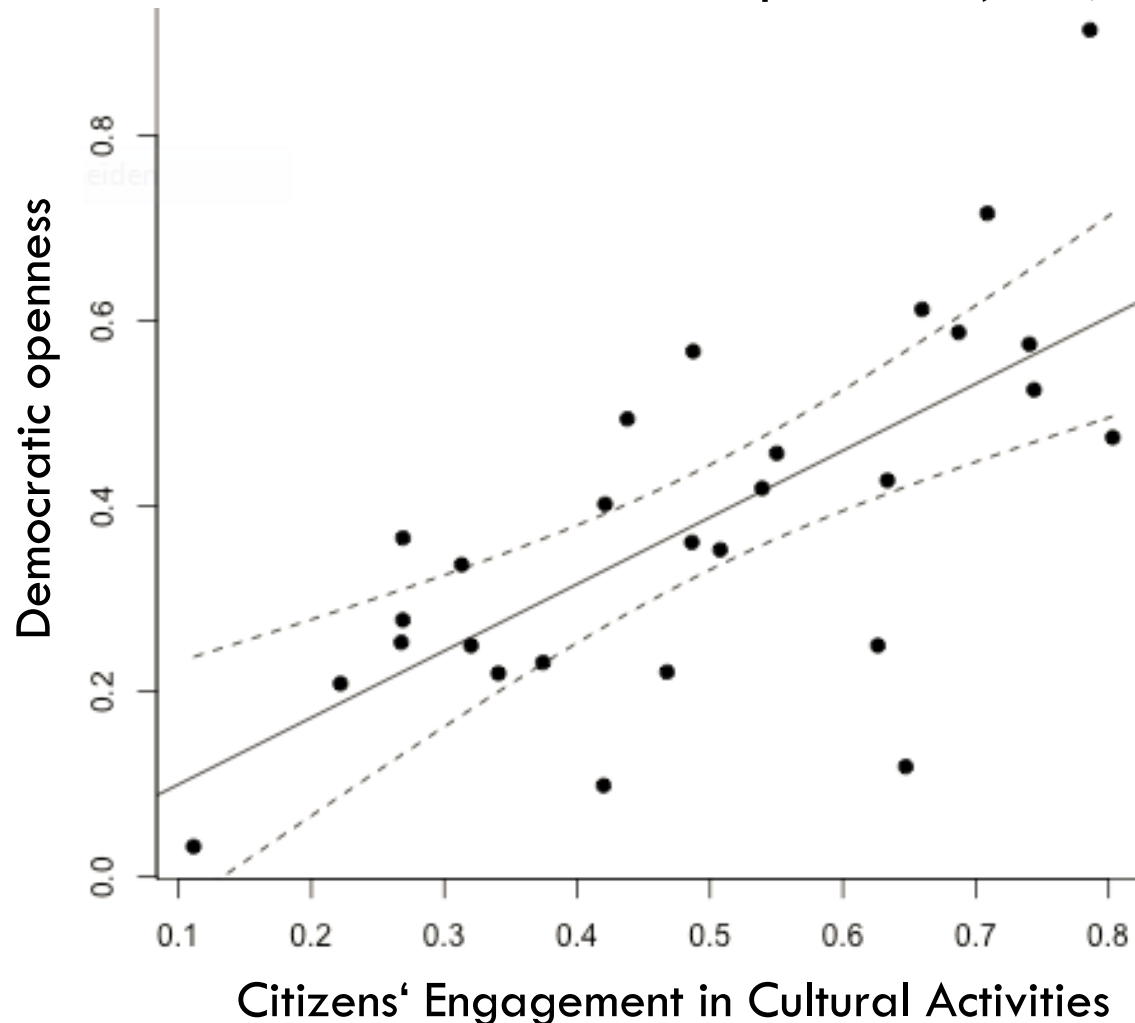
Exemplary Hypothesis

Correlation between Culture (Index) and Democracy (Index) (= 0,58)



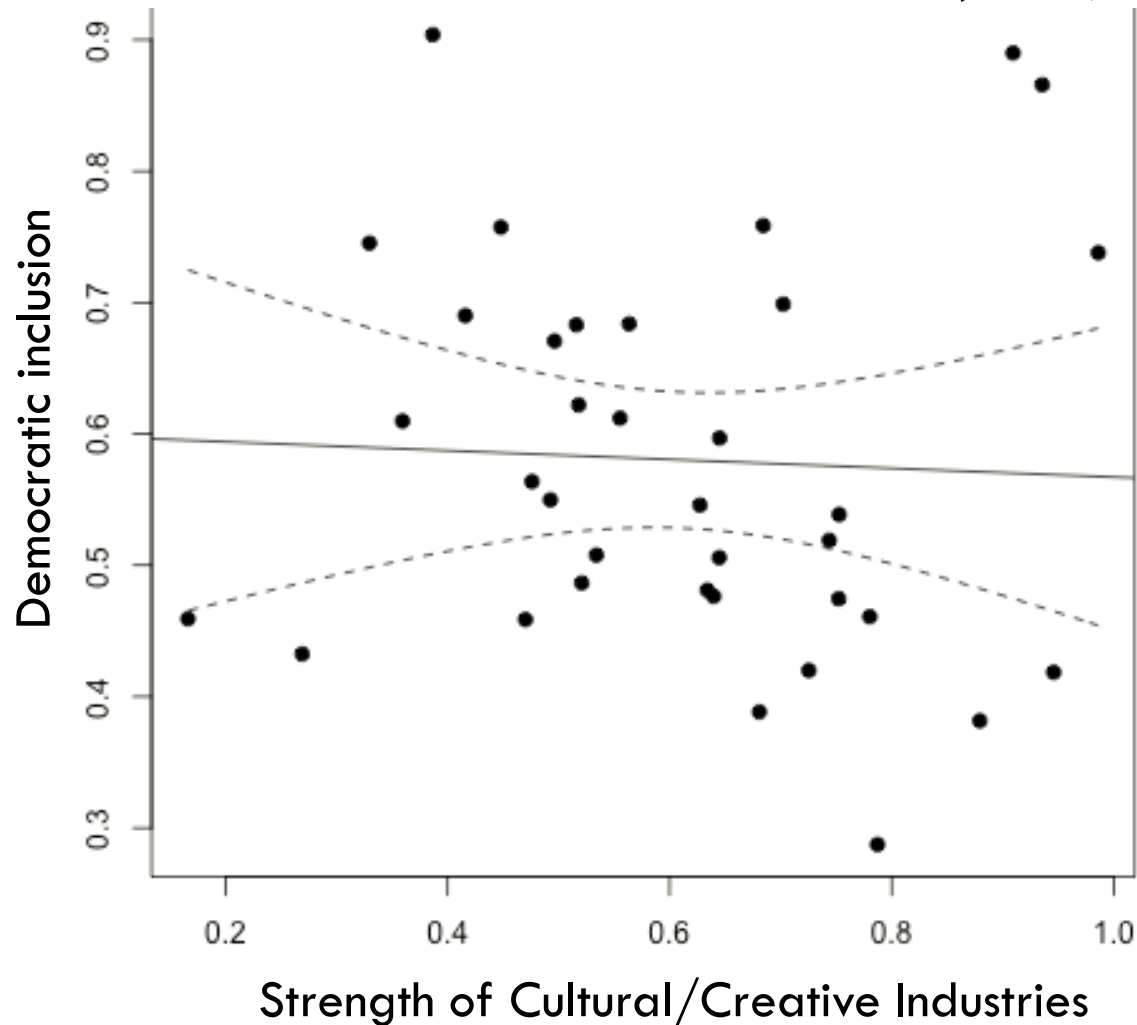
Exemplary Hypothesis

Correlation between Citizens' Engagement in Cultural Activities and Democratic Openness (= 0,69)



Exemplary Hypothesis

Correlation between Strength of Cultural and Creative Industries and Democratic Inclusion (= -0,044)



Summary and Outlook

Summary

- Many indicators for culture and democracy are readily available
- Case studies are promising
- Framework can link with and integrate existing initiatives
- Substantive hypotheses can be tested with the framework

Summary and Outlook

Outlook

- A comprehensive framework
 - ⇒ Theoretically grounded additional data collection
 - ⇒ Web-based data
 - ⇒ Co-operation with other initiatives
 - ⇒ Data compatibility (“Data Documentation Initiative”)
- Data analysis
 - ▣ Index-construction
 - ▣ Evaluation of trends and relationships

Thank you

Dr. Michael Hoelscher

Email: Michael.hoelscher@soziologie.uni-heidelberg.de